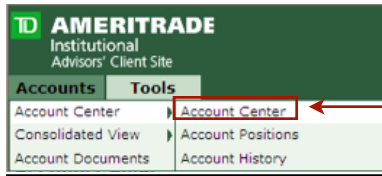


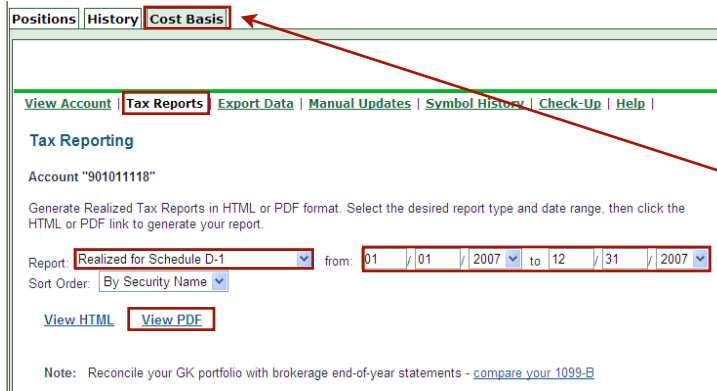
# Realized Gain (Loss) Reports

LGA & MMM have diligently tracked all of your cost basis information to make for a very easy tax-preparation. You may find your Realized Gain (Loss) Report online. Simply login to your online account and follow the instructions below:



**Step 1**

Click "Account Center"  
Locate your taxable account number



**Step 2**

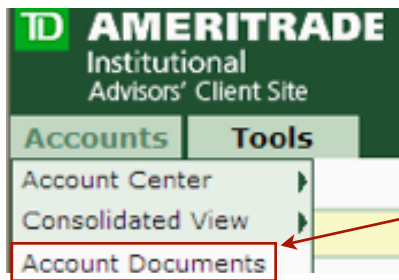
A. Click on "Cost Basis" tab.  
B. Click on "Tax Reports"  
C. Select the "Realized for Schedule D-1" report  
D. Enter 01/01/2009 to 12/31/2009 in the date fields.  
E. View PDF

Note: There will be some positions on these reports where the "cost basis" information is missing. This is typically the result of investments transferred to LGA or MMM from your old accounts where we do not have historical cost basis information to track. In these situations, you will need to research your old information and enter that information in the Gaintracker. This is an important step to ensure that you do not overpay on your taxes.

Electronic Reports: If your tax preparer would prefer electronic reports to upload the gain / loss information, you may download these using the "Export Data" tab in the overhead menu of the screen. You can also click on View PDF and save that file.

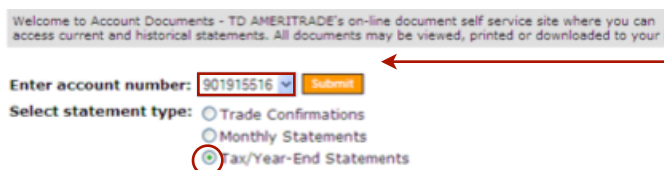
# Consolidated 1099 Statements

TD Ameritrade (our Custodian) will send you a copy of your 1099 in the mail in mid-February. You also have the option of obtaining the report online once TDA has published it (typically by early February) by logging into your online non-retirement account and clicking on the "Account Documents" link.



**Step 1**

Click "Account Documents"



**Step 2**

A. Select taxable account number  
B. Select "Tax/Year-End Statements"  
C. Click Submit button

## Schedule K-1 (Turbo Tax Users)

To obtain your Schedule K-1 Forms for any of the Powershares securities such as tickers DBA, DBB, DBC and DBV, simply follow these instructions:

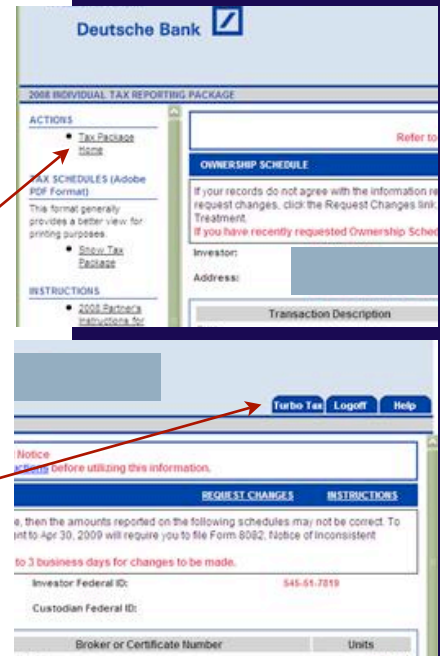
1. Go to <https://www.taxpackagesupport.com/dbfunds>
2. Click on the link for the appropriate fund
3. Enter your last name and Social Security # and click Logon
4. Click Agree
5. On the left-hand navigation, click on Tax Package Home under 'Actions' to download a PDF or for TurboTax users, click on the upper right hand tab that says 'Turbo Tax'

### Step 1

Click "[Tax Package Home](#)"

### Step 2

Turbo Tax Users, Click 'Turbo Tax'



## Schedule K-1 (Hard Copies)

The K1 boxes required for your tax forms are: 5, 8, 9a, 11c, 13k.

- Box 5 income should reported on Schedule B
- Box 8 and 9a on schedule D
- Box 11c on page two of Schedule E
- Box 13k will flow through the Form 3800

Income should also be added to the cost basis of a position in the gain/loss report to increase (or decrease) the cost basis, and consequently the gain or loss.

For example, if you have \$400 of income on the K1, that increases the cost basis of the position and hence decreases the gain or increases the loss.

## Invoices

LGA / MMM sends you quarterly invoices. Please provide these invoices to your tax planner as our fees may be deductible if you itemize on your return.

We encourage you to pursue life's dreams as we manage, protect, and grow your wealth.

Warm Regards,

Andy Seth & Raphael Martorello  
LotusGroup Advisors Management Team

### Important Disclaimer

**These instructions are provided to you as a courtesy but are in no way a substitute for professional tax advice. Please consult your tax professional with questions.**